



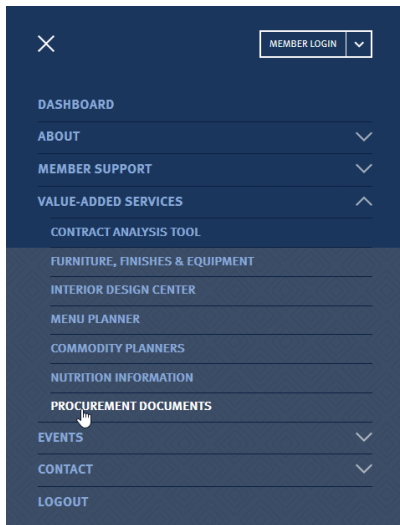
How to find procurement documentation on the HPS website.



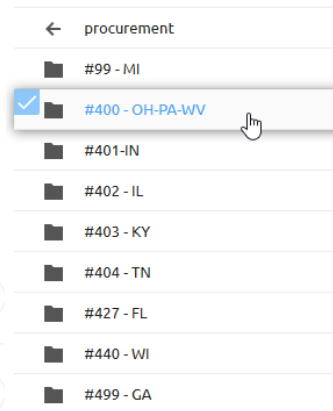
Visit HPSGPO.COM and Click "Member Login" and "HPS Member"



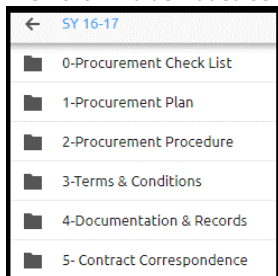
Click the Menu in the Top right Corner.



- o [School Year 2014 – 2015](#)
- o [School Year 2015 – 2016](#)
- o [School Year 2016 – 2017](#)
- o [School Year 2017 – 2018](#)
- o [School Year 2018 – 2019](#)



Then Click "Value-Added Services" and "Procurement Documents". Select your school year and State.



This is all of the procurement information. Select folders as needed.